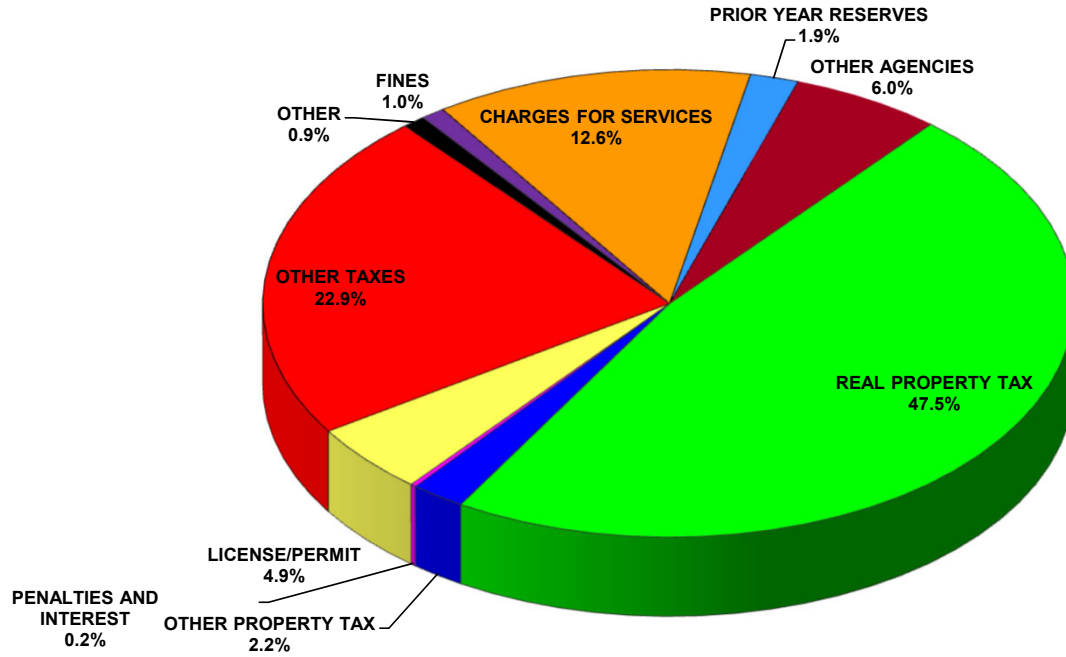


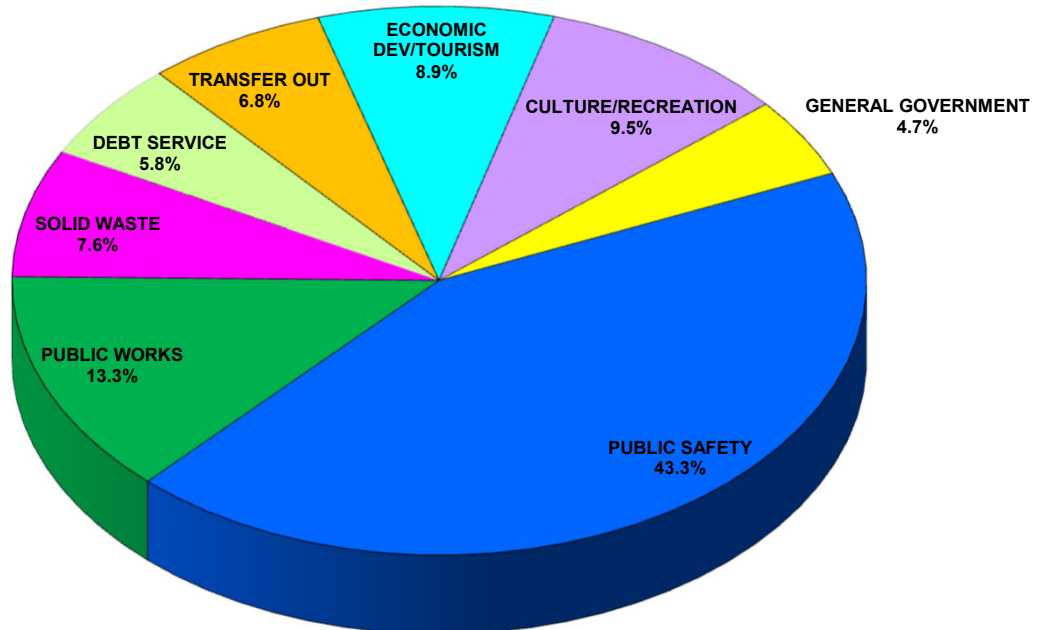
TOWN OF OCEAN CITY
GENERAL FUND
COMPARATIVE STATEMENT OF REVENUES AND EXPENDITURES
YEARS ENDED JUNE 30, 2019 (ACTUAL), 2020 (BUDGETED) AND 2021 (PROPOSED)

	ACTUAL 2019	ADOPTED BUDGET 2020	CITY MANAGER PROPOSED 2021	COUNCIL ADOPTED 2021
REVENUES				
Real Property Tax	\$ 40,387,624	\$ 41,893,226	\$ 42,106,936	42,106,936
Other Property Taxes	3,028,855	2,027,000	2,017,000	1,911,928
Penalties And Interest	225,906	186,000	195,000	195,000
Other Taxes	19,877,498	20,116,558	21,656,582	20,319,523
Licenses And Permits	4,537,397	4,403,875	4,407,150	4,322,150
Revenue From Other Agencies	5,966,993	4,976,150	5,330,559	5,316,167
Charges For Current Services	10,178,300	10,132,725	11,530,940	11,190,940
Fines And Forfeitures	1,093,897	774,400	899,400	849,400
Other Revenue	1,850,181	897,766	888,814	803,370
Bond Issuance	0	0	0	0
Discounts Taken	0	0	0	0
TOTAL REVENUES	87,146,651	85,407,700	89,032,381	87,015,414
EXPENDITURES				
General Government	3,819,642	3,878,514	4,188,274	4,181,274
Public Safety	34,754,558	36,567,204	38,478,077	38,451,321
Public Works/Beach Maintenance	6,541,917	5,975,442	5,989,003	5,989,003
Sanitation And Waste Removal	5,928,648	6,237,212	6,751,954	6,712,250
Highways And Streets	5,844,556	5,666,039	5,787,736	5,787,736
Economic Development-Tourism	9,107,849	8,125,806	8,311,107	7,923,553
Culture & Recreation	7,650,141	8,130,541	8,471,677	8,459,875
Debt Service	5,409,982	5,230,357	5,175,977	5,175,977
TOTAL EXPENDITURES	79,057,293	79,811,115	83,153,805	82,680,989
EXCESS (DEFICIENCY) OF REVENUES OVER EXPENDITURES	8,089,358	5,596,585	5,878,576	4,334,425
OTHER FINANCING SOURCES (USES)				
Operating Transfers-Out	(4,365,693)	(3,731,982)	(3,768,045)	(3,281,902)
Transfer To Capital Construction	(3,962,541)	(2,741,806)	(4,840,000)	(2,760,000)
TOTAL OTHER FINANCING SOURCES (USES)	(8,328,234)	(6,473,788)	(8,608,045)	(6,041,902)
EXCESS (DEFICIENCY) OF REVENUES AND OTHER SOURCES OVER EXPENDITURES AND OTHER USES	\$ (238,876)	\$ (877,203)	\$ (2,729,469)	(1,707,477)

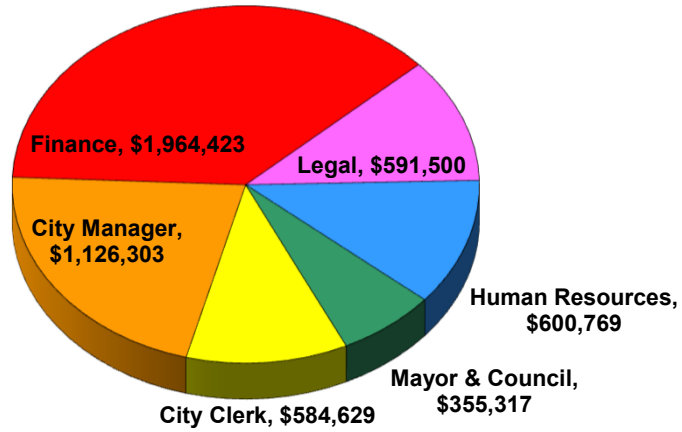
FY 21 General Fund Revenue



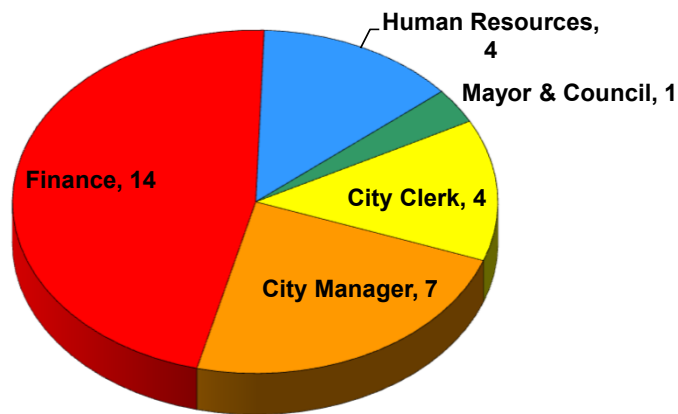
FY 21 General Fund Expenditures



FY 21 General Government Expenses



FY 21 General Government Full Time Personnel



FY 21 Full Time General Fund Personnel

