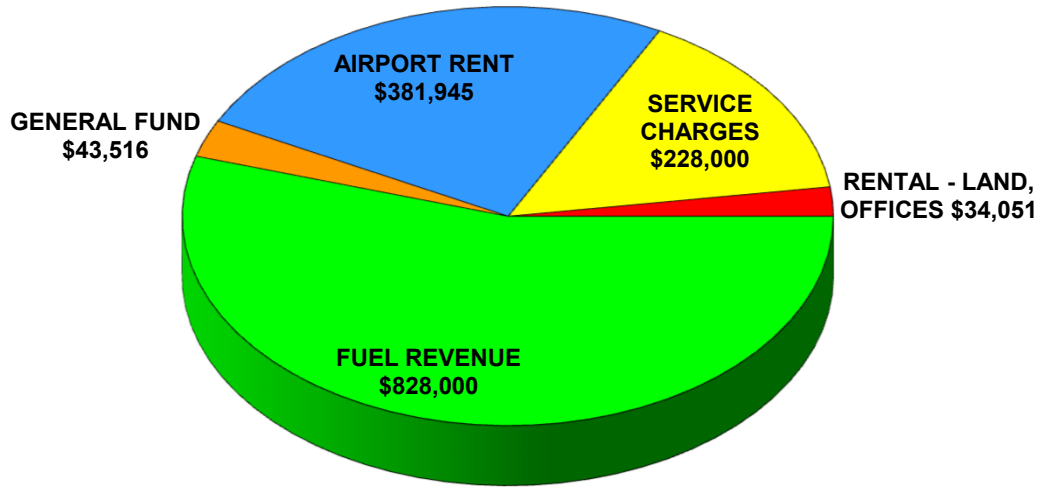


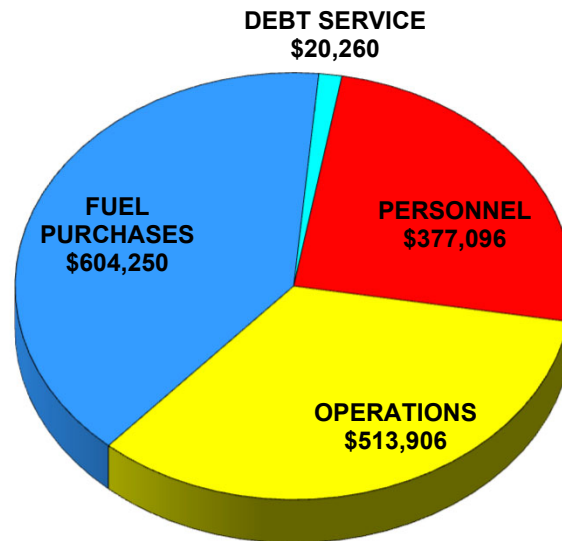
TOWN OF OCEAN CITY
FISCAL YEAR 2025 BUDGET
AIRPORT FUND

EXPENDITURES	ACTUAL 2023	ADOPTED 2024	CITY MANAGER PROPOSED 2025	COUNCIL ADOPTED 2025
PERSONNEL COSTS:				
SALARY AND WAGES	\$ 272,945	\$ 286,560	\$ 308,878	\$ 308,878
EMPLOYEE BENEFITS	60,754	61,056	68,218	68,218
	<u>333,699</u>	<u>347,616</u>	<u>377,096</u>	<u>377,096</u>
OPERATING EXPENSES:				
CONTRACTED SERVICES	607,805	363,670	311,233	311,233
SUPPLIES & MATERIALS	20,061	13,465	13,000	13,000
PURCHASES FOR RESALE	535,714	619,625	604,250	604,250
ENERGY	38,687	38,000	37,000	37,000
VEHICLE SUPPLIES & REPAIR	25,993	45,356	26,845	26,845
INTRAGOVERNMENTAL	106,598	120,448	125,828	125,828
	<u>1,334,858</u>	<u>1,200,564</u>	<u>1,118,156</u>	<u>1,118,156</u>
OTHER FINANCIAL USES:				
DEBT SERVICE	80,529	81,039	20,260	20,260
TRANSFER TO CAPITAL PROJECTS	0	0	0	0
TRANSFER TO RESERVES	0	0	0	0
CAPITAL OUTLAY	4,077,933	0	0	0
	<u>4,158,462</u>	<u>81,039</u>	<u>20,260</u>	<u>20,260</u>
TOTAL EXPENDITURES	\$ <u>5,827,019</u>	\$ <u>1,629,219</u>	\$ <u>1,515,512</u>	\$ <u>1,515,512</u>
LESS REVENUE GENERATED BY DEPARTMENT				
FUEL REVENUE	(767,021)	(850,570)	(828,000)	(828,000)
RENT REVENUES	(473,504)	(375,420)	(381,945)	(381,945)
RENTAL - LAND, OFFICE SPACE	(26,783)	(32,351)	(32,851)	(32,851)
FEDERAL GRANTS	(3,682,854)	0	0	0
STATE GRANTS	(201,551)	0	0	0
SERVICE CHARGES	(264,952)	(350,000)	(228,000)	(228,000)
MISCELLANEOUS REVENUE	(82,308)	0	0	0
INTEREST EARNED	(6,591)	(1,200)	(1,200)	(1,200)
PRIOR YEAR SURPLUS	0	0	0	0
	<u>(5,505,564)</u>	<u>(1,609,541)</u>	<u>(1,471,996)</u>	<u>(1,471,996)</u>
TOTAL TOWN CONTRIBUTION	\$ <u>321,455</u>	\$ <u>19,678</u>	\$ <u>43,516</u>	\$ <u>43,516</u>

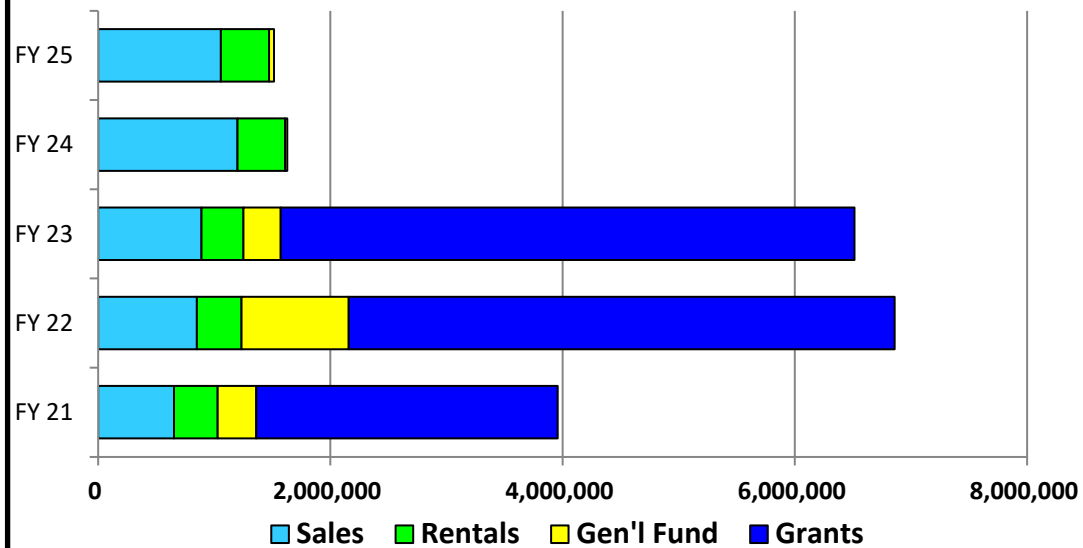
Airport Fund Revenues 2025 Adopted



Airport Fund Expenditures 2025 Adopted



Airport Revenue by Type FY 21 - FY 25



Gallons of Fuel Sold FY 20 - FY 23

