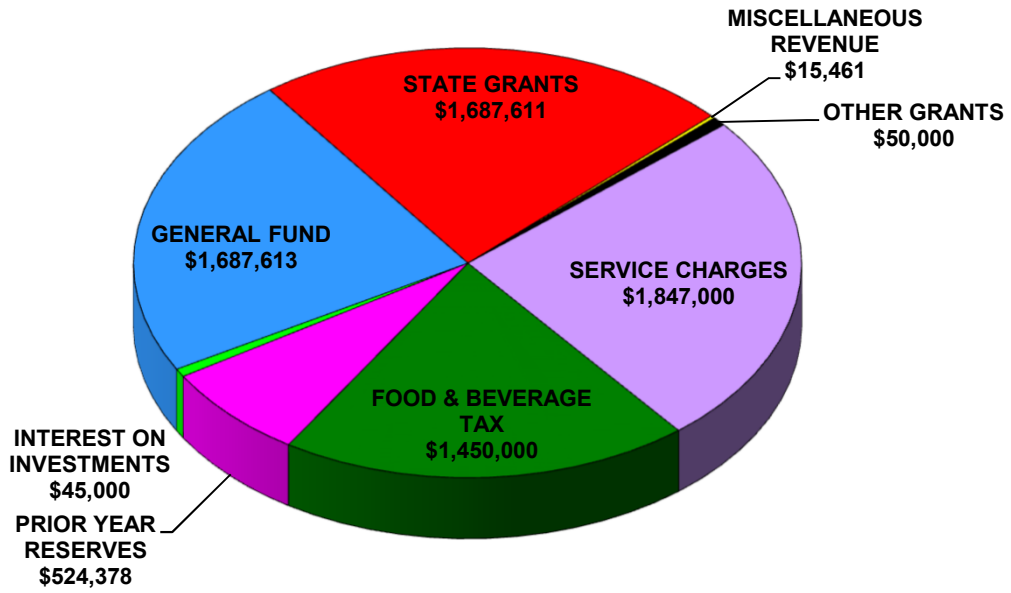


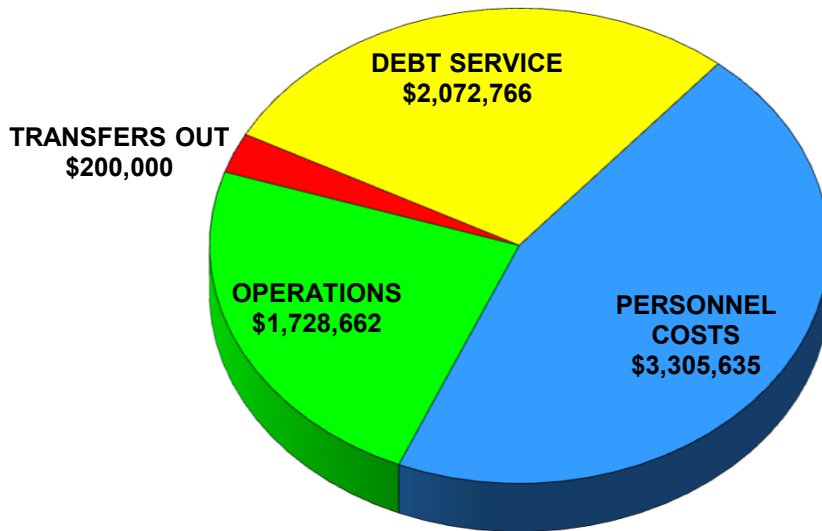
TOWN OF OCEAN CITY
FISCAL YEAR 2022 BUDGET
CONVENTION CENTER FUND AND MUSEUM

EXPENDITURES	ACTUAL 2020	ADOPTED 2021	CITY MANAGER PROPOSED 2022	COUNCIL ADOPTED 2022
PERSONNEL COSTS:				
SALARY AND WAGES	\$ 1,943,326	\$ 2,187,100	\$ 2,275,768	\$ 2,275,768
EMPLOYEE BENEFITS	920,612	982,950	1,029,867	1,029,867
	<u>2,863,938</u>	<u>3,170,050</u>	<u>3,305,635</u>	<u>3,305,635</u>
OPERATING EXPENSES:				
CONTRACTED SERVICES	127,361	241,897	299,734	299,734
MAINTENANCE	299,546	360,626	338,329	338,329
SUPPLIES & MATERIALS	184,801	224,978	233,808	233,808
ENERGY	330,546	520,000	450,000	450,000
VEHICLE SUPPLIES & REPAIR	23,905	19,551	20,934	20,934
INTRAGOVERNMENTAL	342,146	381,783	385,857	385,857
	<u>1,308,305</u>	<u>1,748,835</u>	<u>1,728,662</u>	<u>1,728,662</u>
OTHER FINANCIAL USES:				
DEBT SERVICE	1,572,201	1,569,121	2,072,766	2,072,766
TRANSFER TO RESERVES	335,288	169,805	200,000	200,000
CAPITAL OUTLAY	0	31,700	0	0
	<u>1,907,489</u>	<u>1,770,626</u>	<u>2,272,766</u>	<u>2,272,766</u>
TOTAL EXPENDITURES	<u>\$ 6,079,732</u>	<u>\$ 6,689,511</u>	<u>\$ 7,307,063</u>	<u>\$ 7,307,063</u>
LESS REVENUE GENERATED BY DIVISION				
HALL RENTAL REVENUE	(540,251)	(850,000)	(830,000)	(830,000)
PERFORMING ARTS CENTER	(61,886)	(85,000)	(85,000)	(85,000)
SPECIAL EVENT REVENUE	(56,357)	(100,000)	(100,000)	(100,000)
CONCESSION REVENUE	(213,463)	(400,000)	(410,000)	(410,000)
SERVICE CHARGES	(213,246)	(320,000)	(315,000)	(315,000)
BUS PARKING REVENUE	(730)	0	0	0
MONTHLY LEASE REVENUE	(19,545)	(19,500)	(19,500)	(19,500)
SALES/OTHER	(79,534)	(87,500)	(87,500)	(87,500)
FOOD & BEVERAGE TAX	(1,297,749)	(1,540,000)	(1,450,000)	(1,450,000)
INTEREST ON INVESTMENTS	(290,049)	(45,000)	(45,000)	(45,000)
INSURANCE CLAIM PAYMENTS	0	0	0	0
ATM REVENUE	(15,461)	(15,461)	(15,461)	(15,461)
COUNTY - VISITORS/CONV BUREAU	(50,000)	(50,000)	(50,000)	(50,000)
FEDERAL GRANTS	0	0	0	0
PRIVATE CONTRIBUTIONS	0	0	0	0
PRIOR YEAR RESERVES	0	(14,000)	(524,378)	(524,378)
STATE OPERATING/CAPITAL GRANT	(1,524,261)	(1,581,525)	(1,687,611)	(1,687,611)
	<u>(4,362,532)</u>	<u>(5,107,986)</u>	<u>(5,619,450)</u>	<u>(5,619,450)</u>
TOTAL TOWN CONTRIBUTION	<u>\$ 1,717,200</u>	<u>\$ 1,581,525</u>	<u>\$ 1,687,613</u>	<u>\$ 1,687,613</u>
MUSEUM				
	ACTUAL	ADOPTED	CITY MANAGER	COUNCIL
	2020	2021	PROPOSED	ADOPTED
	2022	2022	2022	2022
PERSONNEL COSTS:	198,638	211,303	184,179	184,179
OPERATING EXPENSES:	25,572	117,711	37,783	37,783
TOTAL EXPENDITURES	<u>224,210</u>	<u>329,014</u>	<u>221,962</u>	<u>221,962</u>

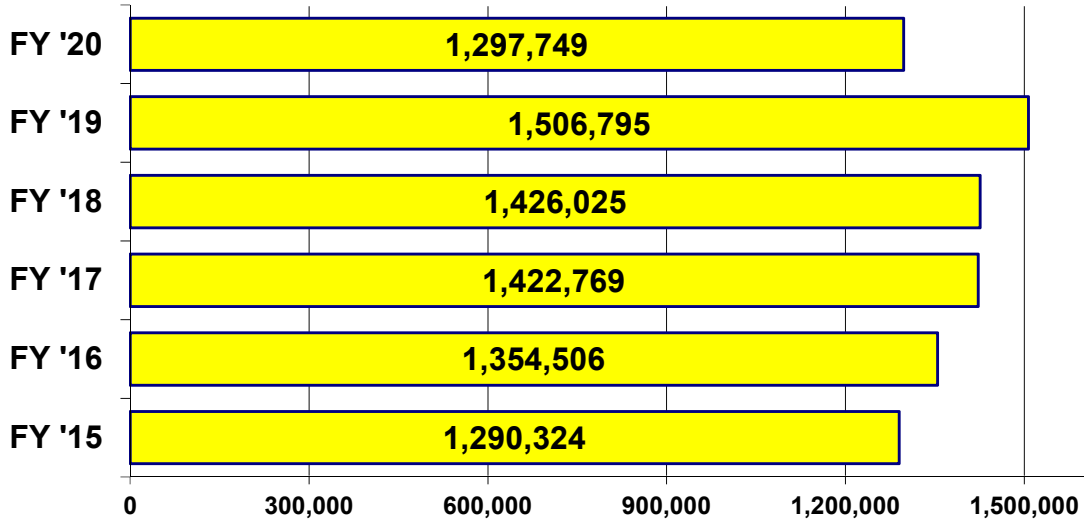
Convention Center Fund Revenue FY 2022 Adopted



Convention Center Fund Expenditures 2022 Adopted



Food & Beverage Tax FY 2015 - FY 2020



OCCC Operations Revenue by Type FY 15 - FY 20

