



# ANNUAL WATER QUALITY REPORT

Reporting Year 2023



*Presented By*  
Town of Ocean City



PWS ID#: MD0230003




## Our Commitment

We are pleased to present to you this year's annual water quality report. This report is a snapshot of last year's water quality covering all testing performed between January 1 and December 31, 2023. Included are details about your source of water, what it contains, and how it compares to standards set by regulatory agencies.

Our constant goal is to provide you with a safe and dependable supply of drinking water. We want you to understand the efforts we make to continually improve the water treatment process and protect our water resources. We are committed to ensuring the quality of your water and providing you with this information because informed customers are our best allies.

## Community Participation



Council meetings are normally held on the first and third Monday of each month at 6:00 p.m. Council work sessions are usually held at noon on the Tuesday before the council meeting. Both meetings are normally held in Council Chambers at City Hall, Third Street and Baltimore Avenue. Members of the public who wish to attend are encouraged to call (410) 289-8221 to verify the meeting time and place.

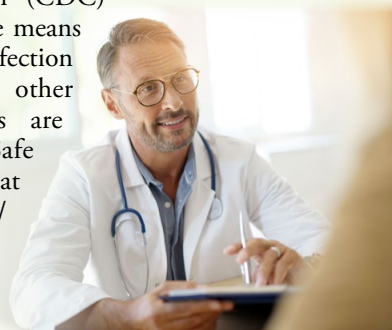
“When the well is dry, we know the worth of water.”

—Benjamin Franklin

## Important Health Information

Some people may be more vulnerable to contaminants in drinking water than the general population. Immunocompromised persons such as persons with cancer undergoing chemotherapy, persons who have undergone organ transplants, people with HIV/AIDS or other immune system disorders, some elderly, and infants may be particularly at risk from infections. These people should seek advice about drinking water from their health care providers. The U.S. Environmental Protection Agency (EPA)/Centers for Disease Control and Prevention (CDC)

guidelines on appropriate means to lessen the risk of infection by *cryptosporidium* and other microbial contaminants are available from the Safe Drinking Water Hotline at (800) 426-4791 or <http://water.epa.gov/drink/hotline>.




## Source Water Assessment

The Maryland Department of Environment (MDE) Water Supply Program conducted a source water assessment for the Town of Ocean City. The major components of this report, as described in the Source Water Assessment Plan (SWAP), are delineation of an area that contributes water to the source and identification of potential sources of contamination.

Recommendations for management of the assessment area conclude the report.

The MDE Water Supply Program delineated the source water assessment using methods approved by the U.S. EPA. Potential sources of contamination within the assessment area were identified based on MDE site visits and a review of MDE databases. Well information and water quality data were also reviewed. A map showing the source water assessment areas and potential contaminant sources was enclosed. The susceptibility analysis for the Ocean City water supply is based on a review of the water quality data, potential sources of contamination, aquifer characteristics, and well integrity.

It was determined that the Ocean City water supply is not susceptible to contaminants originating at the surface due to the protected nature of the confined aquifers. The water supply is susceptible to naturally occurring iron in the aquifers, chlorides due to saltwater intrusion, and trihalomethanes and haloacetic acids, which are disinfection by-products.



## How Long Can I Store Drinking Water?

The disinfectant in drinking water will eventually dissipate even in a closed container. If that container housed bacteria prior to filling up with the tap water the bacteria may continue to grow once the disinfectant has dissipated. Some experts believe that water could be stored up to six months before needing to be replaced. Refrigeration will help slow the bacterial growth.



## BY THE NUMBERS



**5.1**  
TRILLION

The dollar value needed to keep water, wastewater, and stormwater systems in good repair.



**12**  
THOUSAND

The average amount in gallons of water used to produce one megawatt-hour of electricity.



**2**

How often in minutes a water main breaks.



**47.5**  
TRILLION

The amount in gallons of water used to meet U.S. electric power needs in 2020.



**1.7**  
TRILLION

The gallons of drinking water lost each year to faulty, aging, or leaky pipes.



**33**

The percentage of water sector employees who will be eligible to retire in 2033.

### Naturally Occurring Bacteria

The simple fact is, bacteria and other microorganisms inhabit our world. They can be found all around us: in our food; on our skin; in our bodies; and, in the air, soil, and water. Some are harmful to us and some are not. Coliform bacteria are common in the environment and are generally not harmful themselves. The presence of this bacterial form in drinking water is a concern because it indicates that the water may be contaminated with other organisms that can cause disease. Throughout the year, we tested many water samples for coliform bacteria. In that time, none of the samples came back positive for the bacteria. Federal regulations require that public water that tests positive for coliform bacteria must be further analyzed for fecal coliform bacteria. Fecal coliform are present only in human and animal waste. Because these bacteria can cause illness, it is unacceptable for fecal coliform to be present in water at any concentration. Our tests indicate no fecal coliform is present in our water.

### Water Conservation Tips

You can play a role in conserving water and save yourself money in the process by becoming conscious of the amount of water your household is using and looking for ways to use less whenever you can. It is not hard to conserve water. Here are a few tips:

- Automatic dishwashers use four to six gallons for every cycle, regardless of how many dishes are loaded. So get a run for your money and load it to capacity.
- Turn off the tap when brushing your teeth.
- Check every faucet in your home for leaks. Just a slow drip can waste 15 to 20 gallons a day. Fix it and you can save almost 6,000 gallons per year.
- Check your toilets for leaks by putting a few drops of food coloring in the tank. Watch for a few minutes to see if the color shows up in the bowl. It is not uncommon to lose up to 100 gallons a day from an invisible toilet leak. Fix it and you save more than 30,000 gallons a year.



### Table Talk

Get the most out of the Testing Results data table with this simple suggestion. In less than a minute, you will know all there is to know about your water:

For each substance listed, compare the value in the Amount Detected column against the value in the MCL (or AL, SMCL) column. If the Amount Detected value is smaller, your water meets the health and safety standards set for the substance.

#### Other Table Information Worth Noting

Verify that there were no violations of the state and/or federal standards in the Violation column. If there was a violation, you will see a detailed description of the event in this report.

If there is an ND or a less-than symbol (<), that means that the substance was not detected (i.e., below the detectable limits of the testing equipment).

The Range column displays the lowest and highest sample readings. If there is an NA showing, that means only a single sample was taken to test for the substance (assuming there is a reported value in the Amount Detected column).

If there is sufficient evidence to indicate from where the substance originates, it will be listed under Typical Source.

### QUESTIONS?

For more information about this report, or for any questions relating to your drinking water, please call Daniel Cole, Water Department Superintendent, at (410) 524-8388.

## Source Water Information

SOURCE WATER NAME	TYPE OF WATER	REPORT STATUS	LOCATION
120th Street Well G WO942987	GW	Y	100 120th Street serves TP03
125th Street Well F WO880648	GW	Y	204 125th Street serves TP03
130th Street Well E WO812433	GW	Y	109 130th Street serves TP03
141st Street Well D WO730690	GW	Y	707 141st Street serves TP03
15th Street Well A WO027645	GW	Y	1403 Philadelphia Avenue serves TP01
15th Street Well B WO037861	GW	Y	1402 Philadelphia Avenue serves TP01
15th Street Well C WO670056	GW	Y	205 15th Street serves TP01
28th Street Well F WO940883	GW	Y	303 28th Street serves TP01 or TP02
33rd Street Well G WO881050	GW	Y	306 33rd Street serves TP01 or TP02
38th Street Well H WO951147	GW	Y	3801 Coastal Highway serves TP01 or TP02
3rd Street Well E WO940481	GW	Y	301 St. Louis Avenue serves TP01
42nd Street Well C WO690080	GW	Y	109 42nd Street serves TP02
44th Street Well A (TBA) WO050667	GW	Y	104 44th Street serves TP02
45th Street Well B (TBA) WO050668	GW	Y	16 45th Street serves TP02
Fountain Road Well C WO730689	GW	Y	13602 Fountain Road serves TP03
Gorman Avenue Well A WO720059	GW	Y	13605 Sinepuxent Avenue serves TP03
Gorman Avenue Well B WO720062	GW	Y	13600 Gorman Avenue serves TP03
North Division Street Well E WO941178	GW	Y	107 North Division Street serves TP01
South Well A WO018528	GW	Y	105 Worcester Street serves TP01
South Well C WO650057	GW	Y	101 Worcester Street serves TP01
South Well B WO018529	GW	Y	102 Worcester Street serves TP01

## Substances That Could Be in Water

To ensure that tap water is safe to drink, the U.S. EPA prescribes regulations limiting the amount of certain contaminants in water provided by public water systems. The U.S. Food and Drug Administration regulations establish limits for contaminants in bottled water, which must provide the same protection for public health. Drinking water, including bottled water, may reasonably be expected to contain at least small amounts of some contaminants. The presence of these contaminants does not necessarily indicate that the water poses a health risk.

The sources of drinking water (both tap water and bottled water) include rivers, lakes, streams, ponds, reservoirs, springs, and wells. As water travels over the surface of the land or through the ground, it dissolves naturally occurring minerals, in some cases radioactive material, and substances resulting from the presence of animals or from human activity. Substances that may be present in source water include:

Microbial Contaminants, such as viruses and bacteria, which may come from sewage treatment plants, septic systems, agricultural livestock operations, or wildlife;

Inorganic Contaminants, such as salts and metals, which can be naturally occurring or may result from urban stormwater runoff, industrial or domestic wastewater discharges, oil and gas production, mining, or farming;

Pesticides and Herbicides, which may come from a variety of sources such as agriculture, urban stormwater runoff, and residential uses;

Organic Chemical Contaminants, including synthetic and volatile organic chemicals, which are by-products of industrial processes and petroleum production and may also come from gas stations, urban stormwater runoff, and septic systems;

Radioactive Contaminants, which can be naturally occurring or may be the result of oil and gas production and mining activities.

For more information about contaminants and potential health effects, call the U.S. EPA's Safe Drinking Water Hotline at (800) 426-4791.



## Test Results

Our water is monitored for many different kinds of substances on a very strict sampling schedule, and the water we deliver must meet specific health standards. Here, we only show those substances that were detected in our water (a complete list of all our analytical results is available upon request). Remember that detecting a substance does not mean the water is unsafe to drink; our goal is to keep all detects below their respective maximum allowed levels.

The state recommends monitoring for certain substances less than once per year because the concentrations of these substances do not change frequently. In these cases, the most recent sample data are included, along with the year in which the sample was taken.

### REGULATED SUBSTANCES

SUBSTANCE (UNIT OF MEASURE)	YEAR SAMPLED	MCL [MRDL]	MCLG [MRDLG]	AMOUNT DETECTED	RANGE LOW-HIGH	VIOLATION	TYPICAL SOURCE
Barium (ppm)	2021	2	2	0.034	0.016–0.034	No	Discharge of drilling wastes; Discharge from metal refineries; Erosion of natural deposits
Beta/Photon Emitters (pCi/L)	2018	50 <sup>1</sup>	0	7.1	7.1–7.1	No	Decay of natural and human-made deposits
Chlorine (ppm)	2023	[4]	[4]	0.4	0.4–0.4	No	Water additive used to control microbes
Haloacetic Acids [HAAs]–Stage 2 (ppb)	2023	60	NA	5	1.7–11.8	No	By-product of drinking water disinfection
TTHMs [total trihalomethanes]–Stage 2 (ppb)	2023	80	NA	49	26.4–56.9	No	By-product of drinking water disinfection

Tap water samples were collected for lead and copper analyses from sample sites throughout the community

SUBSTANCE (UNIT OF MEASURE)	YEAR SAMPLED	AL	MCLG	AMOUNT DETECTED (90TH %ILE)	SITES ABOVE AL/TOTAL SITES	VIOLATION	TYPICAL SOURCE
Copper (ppm)	2021	1.3	1.3	0.11	0/30	No	Corrosion of household plumbing systems; Erosion of natural deposits
Lead (ppb)	2021	15	0	1.8	0/30	No	Lead service lines; Corrosion of household plumbing systems, including fittings and fixtures; Erosion of natural deposits

<sup>1</sup>The MCL for beta particles is 4 millirem per year. U.S. EPA considers 50 pCi/L to be the level of concern for beta particles.

## Definitions

**90th %ile:** The levels reported for lead and copper represent the 90th percentile of the total number of sites tested. The 90th percentile is equal to or greater than 90% of our lead and copper detections.

**AL (Action Level):** The concentration of a contaminant which, if exceeded, triggers treatment or other requirements which a water system must follow.

**MCL (Maximum Contaminant Level):** The highest level of a contaminant that is allowed in drinking water. MCLs are set as close to the MCLGs as feasible using the best available treatment technology.

**MCLG (Maximum Contaminant Level Goal):** The level of a contaminant in drinking water below which there is no known or expected risk to health. MCLGs allow for a margin of safety.

**MRDL (Maximum Residual Disinfectant Level):** The highest level of a disinfectant allowed in drinking water. There is convincing evidence that addition of a disinfectant is necessary for control of microbial contaminants.


**MRDLG (Maximum Residual Disinfectant Level Goal):** The level of a drinking water disinfectant below which there is no known or expected risk to health. MRDLGs do not reflect the benefits of the use of disinfectants to control microbial contaminants.

**NA:** Not applicable.

**pCi/L (picocuries per liter):** A measure of radioactivity.

**ppb (parts per billion):** One part substance per billion parts water (or micrograms per liter).

**ppm (parts per million):** One part substance per million parts water (or milligrams per liter).



### Lead in Home Plumbing

If present, elevated levels of lead can cause serious health problems, especially for pregnant women and young children. Lead in drinking water is primarily from materials and components associated with service lines and home plumbing. We are responsible for providing high-quality drinking water, but we cannot control the variety of materials used in plumbing components. When your water has been sitting for several hours, you can minimize the potential for lead exposure by flushing your tap for 30 seconds to two minutes before using water for drinking or cooking. If you are concerned about lead in your water, you may wish to have your water tested. Information on lead in drinking water, testing methods, and steps you can take to minimize exposure is available from the Safe Drinking Water Hotline at (800) 426-4791 or [www.epa.gov/safewater/lead](http://www.epa.gov/safewater/lead).